


# May 06 Parallel Election Report

Delaware County, Ohio  
Westerville B, C & E

May 17, 2006  
by Rady Ananda

J30 Research  
~ 3000 words

On May 2<sup>nd</sup>, private citizens conducted Ohio's third parallel election, this one in Delaware County, which uses ES&S DRE machines. The first was held in Warren County in August 05 (organized by Jo Anne Karasek) and the second in Franklin County in November 05 (organized by the writer). Marj Creech administered this one. J30 thanks everyone who conducted or participated in another successful parallel election.



## Contents

**Introduction to Parallel Elections**

**Summary of Results**

**Administration & Costs**

**May 2 Conditions**

**Polling Site**

**Charts and Tables:**

**Table 1. Parallel Results**

**Chart 1. Number of Parallel Voters by Precinct**

**Table 2. Official Results and Adjusted Parallel Results**

**Chart 2. Official vs. PE Turnout by Party**

**Chart 3. Provisional Votes**

**Chart 4. Parallel vs. Official Results for US Rep 12<sup>th</sup> District**

**Table 3. Voters per Machine for 7 Precincts**

**Chart 5. Parallel vs. Official Results for Governor Races**

**Chart 6. Parallel vs. Official Results for Attorney General Races**

**Chart 7. Parallel vs. Official Results for Senate Races**

**Chart 8. Parallel vs. Official Results for Levies**

**Chart 9. Undervotes**

**Discussion**

**Notes**

## Introduction to Parallel Elections

Citizens conducting or participating in a parallel election (PE) are demonstrating that the First Amendment is alive and well in Ohio, albeit limited to the streets and the internet.<sup>1</sup> PE organizers and some, if not all, PE workers reject the counting of electronic votes on the grounds that they are not under all of the known circumstances visibly and verifiably given.<sup>2</sup> Voting on a computer amounts to a "black box" vote that experts have shown can be altered without detection.<sup>3</sup>

As private citizens, we seek to ascertain the will of the majority at the precinct level, and then the county level. We assert a political, socio-economic, and stakeholder right to be certain of public election outcomes.

We are non partisan and believe election integrity is a non partisan issue. Authentic election results in a democracy belong to the people, not to a party, a public official, nor a corporation (or any combination thereof). Elections, like water and air, never belong to private or hierarchical interests. "Democracy is something you do," said Abbey Hoffman, and what better way to spend election day than in ascertaining the will of your neighbors?

Voters are asked to privately cast paper ballots and then deposit their ballot into a locked box, which is later counted in public. By signing the registration book, a parallel voter affirms or swears to cast the ballot exactly as cast in the official election. Chain of custody of ballots is maintained throughout the process. Parallel outcomes

can highlight unusual, suspect, or humorous results<sup>5</sup>, or support official results. The project goal of each Parallel Election is to ascertain the will of the majority in that precinct.

Contact J30 Coalition at [J30-subscribe @ yahoogroups.com](mailto:J30-subscribe@yahoo.com) for information on conducting a parallel election in your own precinct, or to download this report or other materials. You may also contact Marj Creech at [risenregan @ earthlink.net](mailto:risenregan@earthlink.net) or Rady Ananda at [rady.j30@gmail.com](mailto:rady.j30@gmail.com).

**Summary of Results.** Overall, parallel election results approximated official results. A question arises as to provisional voting, and further study by statisticians is warranted.

**Administration & Costs.** Marj Creech organized the May 06 PE with twelve volunteers who conducted the election and/or counted the ballots, including Jill from Germany (whom some of you may know from the lists) and a trusted Cuyahoga County activist.

A team of 10 is needed to handle 1300 voters and run the tent all day; we had five at most at any one time. A fresh team is needed to count the ballots after polls close. We were blessed this time with a team of 4 PhDs who sorted and counted while others took notes or called out ballots. The ballot count was held at Victorian's Midnight Café in Columbus. Much thanks, once again, to Connie Harris and Vic's for the ambience.

Tallying 1540 votes from the 348 ballots took six people just under 5 hours to complete. A total of 140 work hours were expended, including this report's preparation. The cost to conduct the parallel election in three precincts of 1311 voters totaled \$95.

**May 2<sup>nd</sup> Conditions.** We endured two downpours during an otherwise warm and sunny day. Election officials were pleasant and cooperative, and the police did not visit us this time. (At the August 05 parallel election in Warren County, the private owner of the polling site sought to arrest the PE organizer. At the November one in Franklin, four cruisers took turns observing PE workers but did not communicate directly with us.)

**Polling Site.** The Delaware County polling place housed three precincts named Westerville B, C and E, and is predominantly composed of white, professional-managerial class Republicans. Though asked on the parallel ballot, 65 PE voters did not disclose their precinct. For this reason, comparisons between official and parallel results used combined totals from all three precincts. When comparing turnout by party, however, we distributed the 65 ballots according to weight (based on number of voters in a precinct and number of voters by party).

## Charts and Tables

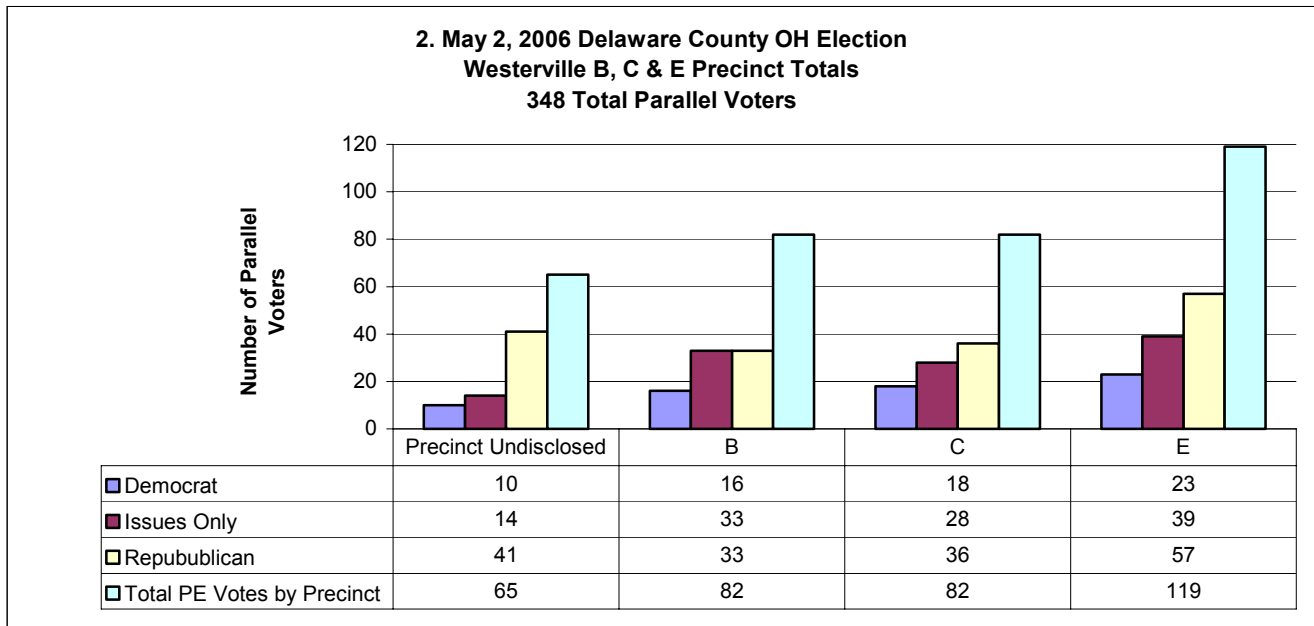
We created charts and tables to graphically portray comparisons between official and parallel results. A picture is worth 1000 words. Undervotes appear in every race in the official results, so percentages given in the charts reflect the votes for a particular candidate from only those votes for that race, unless otherwise noted. A separate chart on undervotes has been prepared (Chart 11).

**Parallel Results.** A total of 348 electors (Table 1) cast ballots in the parallel election, of 1311 voters, about a 27% participation rate. This is much lower than November 05's PE 56% participation rate, and is mostly attributable to not having enough PE workers to query all the voters leaving the polling station. Another factor was the Republican tendency not to participate (See Table 3). Due to ballot design error or voter discretion, 65 ballots did not disclose in which precinct the voter belonged.

### 1. PARALLEL RESULTS.

PE	Precinct Undisclosed	B	C	E	Total by Party Votes Cast	% of PE
<b>Democrat</b>	10	16	18	23	<b>67</b>	<b>19%</b>
<b>Issues Only</b>	14	33	28	39	<b>114</b>	<b>33%</b>
<b>Republican</b>	41	33	36	57	<b>167</b>	<b>48%</b>
<b>Total PE Votes by Precinct</b>	<b>65</b>	<b>82</b>	<b>82</b>	<b>119</b>	<b>348</b>	

**Number of Parallel Voters by Precinct.** In this Primary election, voters had the option of voting on a Republican or Democrat ballot, or of voting on an issues-only “non partisan” ballot. Chart 2 shows this breakdown.



**Party Affiliation.** Republicans dominated participation in the parallel election, comprising 45% of all PE voters (167 of 348 as shown in Table 1). Official results in Table 2 were provided over the phone by Kim Spangler, Director of Delaware County Board of Elections (BOE). Totals and percentages were not provided by the BOE.

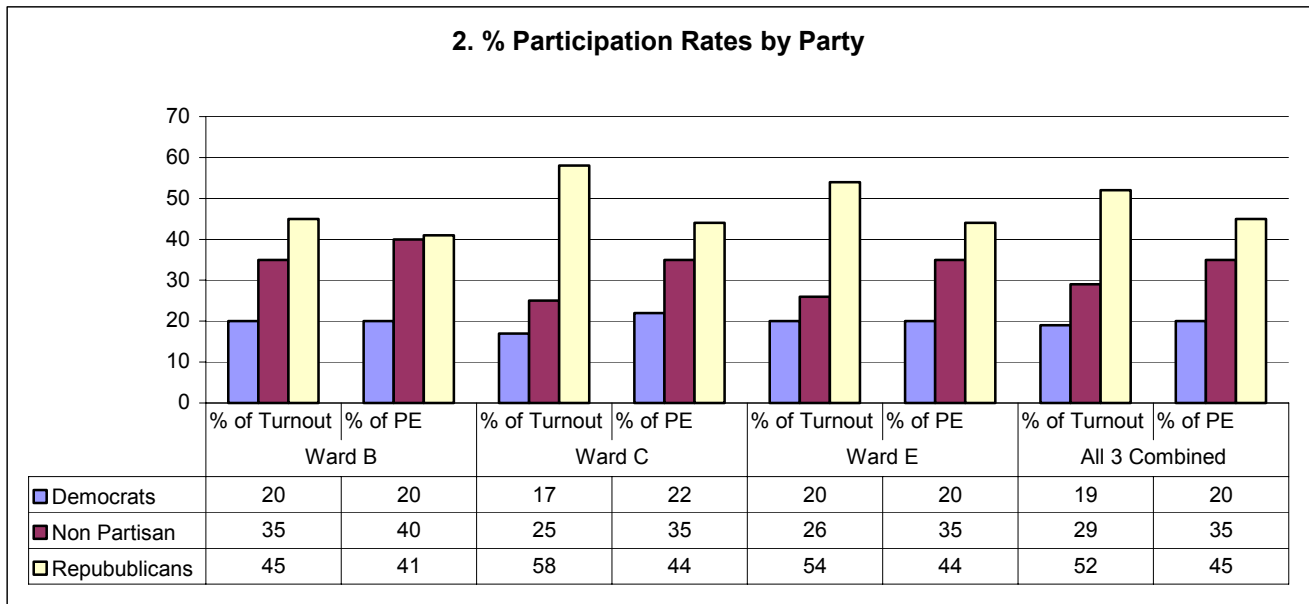
**Table 2. Official Turnout vs. Adjusted Parallel Participation Rate**

Official results include provisional and absentee votes.

	Official Results				Adjusted Parallel Results (with 65 "unknown precinct" ballots distributed by weight)			
	Democrat	Republican	Non-Partisan	Totals	Democrat	Republican	Non-Partisan	Totals
<b>B</b>	84	190	147	<b>421</b>	19	44	38	<b>101</b>
<b>C</b>	71	248	106	<b>425</b>	21	48	32	<b>101</b>
<b>E</b>	106	284	140	<b>530</b>	27	75	44	<b>146</b>
<b>Totals</b>	<b>261</b>	<b>722</b>	<b>393</b>	<b>1376</b>	<b>67</b>	<b>167</b>	<b>114</b>	<b>348</b>
<b>% of Turnout for B</b>	<b>20%</b>	<b>45%</b>	<b>35%</b>	<b>57%</b>	<b>19%</b>	<b>44%</b>	<b>38%</b>	<b>29%</b>
<b>% of Turnout for C</b>	<b>17%</b>	<b>58%</b>	<b>25%</b>	<b>57%</b>	<b>21%</b>	<b>48%</b>	<b>32%</b>	<b>29%</b>
<b>% of Turnout for E</b>	<b>20%</b>	<b>54%</b>	<b>26%</b>	<b>57%</b>	<b>18%</b>	<b>51%</b>	<b>30%</b>	<b>42%</b>
<b>% of Turnout for All 3</b>	<b>19%</b>	<b>52%</b>	<b>29%</b>	<b>57%</b>	<b>20%</b>	<b>48%</b>	<b>33%</b>	<b>27%</b>

We sought to determine how evenly the parallel election drew voters across parties. To include the 65 ballots where the voter did not disclose the precinct, we applied appropriate weighting across precincts and parties.<sup>4</sup>

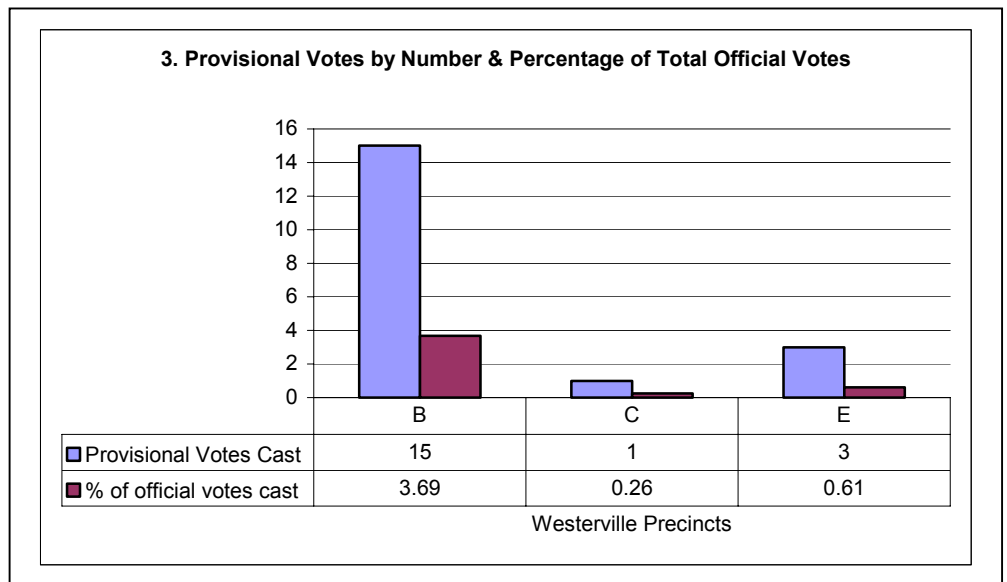
To make the above table more easily understood, Chart 2 graphically illustrates the comparison of turnout rates vs. PE participation rates.



In Precinct B the participation rate of Democrats in the official election and in the parallel election was identical at 20%. Overall, the same proportion of Democrats who voted officially tended to vote parallel (19% and 20%, respectively). In all three precincts, Non partisans were more inclined to vote parallel than they did in the official election (52% to 45%).

Republicans were less inclined to vote parallel, but still within 7 percentage points overall. The exception occurs in Precinct C where Republicans comprised 58% of official voters, but only 44% of parallel voters. Precinct C shows a spike in Non partisan parallel voters, as well. Non partisans comprised only 25% of the official voters, but 35% of the parallel voters. The largest difference between official and parallel Democratic voters also shows in Precinct C (5 point difference). We might conjecture that more voters in Precinct C are adamant about their trust (or lack thereof) of official results, than in the other two precincts.

**Provisional Voters.** From results provided at the precinct by official poll workers, less than 1% of those who cast votes in Precincts C & E voted provisionally, while 4% voted provisionally in Precinct B. (Actual numbers were B: 15; C: 1; E: 3.) Precincts B and C had nearly the same number of registered voters (741 and 743) and nearly the same voter turnout (421 and 425), so this spike of provisional voters in B merits scrutiny. Written official records would confirm or correct what was verbally reported, but the Delaware County BOE advised it won't provide the public with more details until May 19<sup>th</sup>.

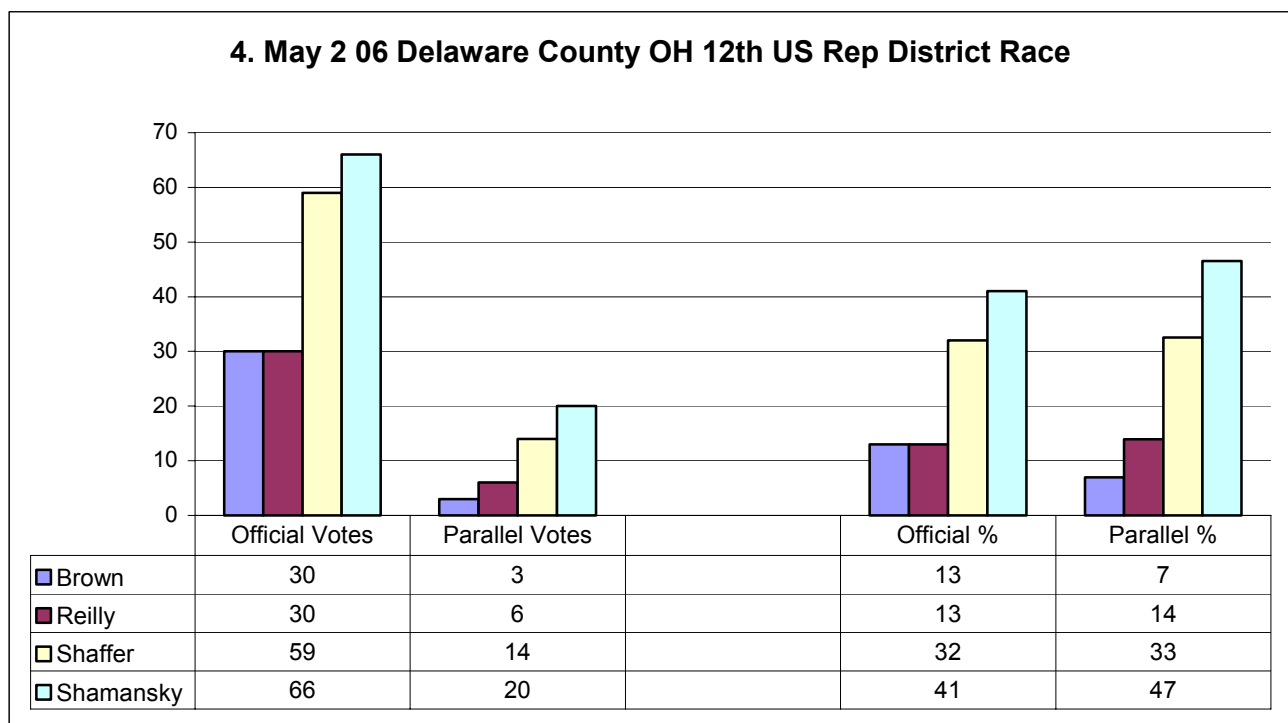


## 12th District US Representative Results

Westerville B, C & E precincts are included in the US Representative 12<sup>th</sup> District, in which election activist Paddy Shaffer ran for Congress. Republican candidate Pat Tiberi ran uncontested. According to official results, Paddy pulled 32% of the vote, finishing second in a field of four behind Bob Shamansky, who pulled 41% of the vote. The parallel results of the 12<sup>th</sup> district race are graphically illustrated in the chart below.

This race exemplifies how Instant Runoff Voting could have determined whom the **majority** preferred. If Ohio elections were democratic, in that those elected must garner 50% plus one of all votes (instead of granting the win simply to the most vote-getter), the second round of voting might have chosen Paddy as the victor.

An interesting side note: Earlier this year, Franklin County BOE Director Matt Damschroder denied Paddy's request to be listed on the ballot as Paddy Shaffer (and required her to be listed as Patricia Shaffer), even though he allowed James Stewart's request to be listed as Jimmy Stewart. The reason given was that "Paddy" is not a common derivative of Patricia. He allowed a man to hawk a movie-star name for votes, but denied any name advantage to Paddy (which is arguably as friendly and folksy as "Jimmy Stewart"). Whether based in sexism or not, that decision allowed name-recognition advantage to the male candidate, but denied it to the female one.



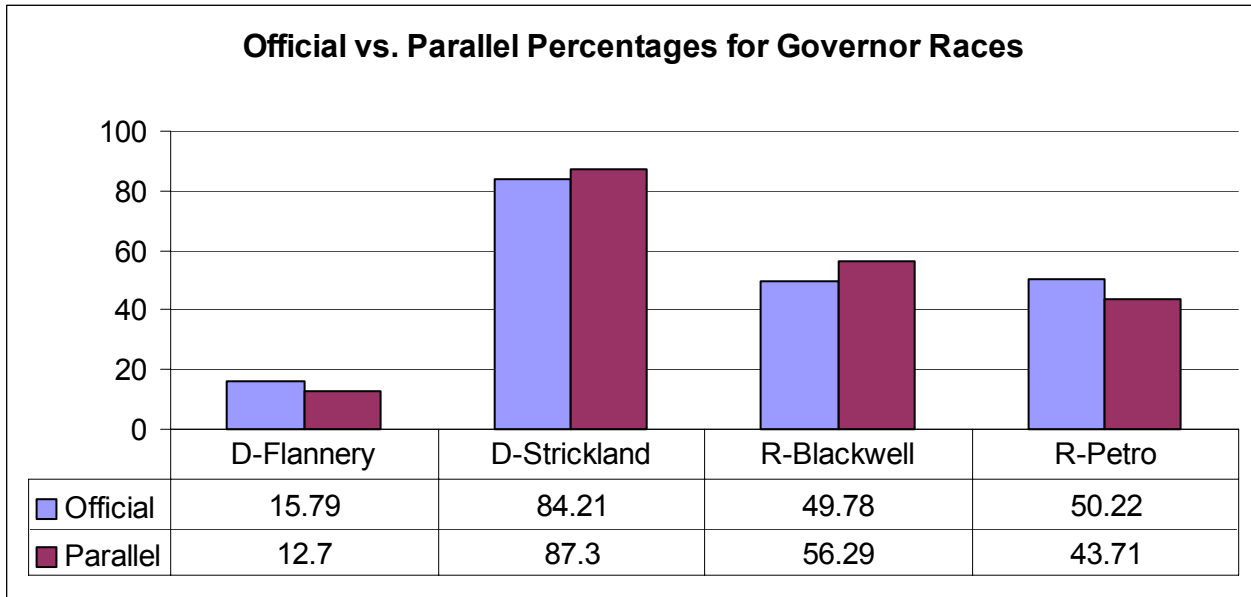
**Voters per Machine.** Data was gathered from seven Delaware polling stations on May 2<sup>nd</sup>. The Secretary of State previously advised county election officials that these expensive, hackable voting systems would have to be purchased at the rate of 175 voters per machine to accommodate time constraints. Whether from lack of funds or oversight, no precinct met this threshold. Also, one precinct endured a broken machine, further raising the number of voters per machine. See Table 3 for details.

Only functioning machines were counted; only one machine breakdown was reported in all 7 precincts from which information was gathered. This explains the result of 232 in Westerville E.

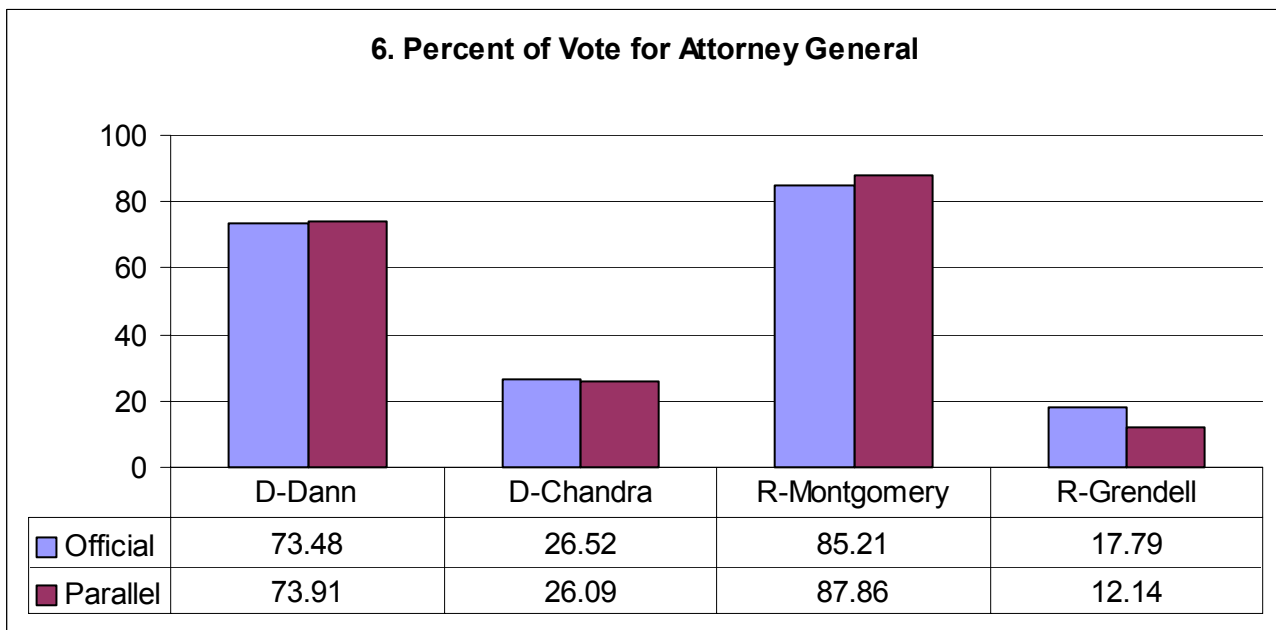
**TABLE 3. VOTERS PER MACHINE**

Westerville	Westerville	Westerville	Westerville	Westerville	Genoa	Genoa
A	B	C	D	E	O	I
<b>211</b>	<b>185</b>	<b>186</b>	<b>181</b>	<b>232</b>	<b>193</b>	<b>193</b>

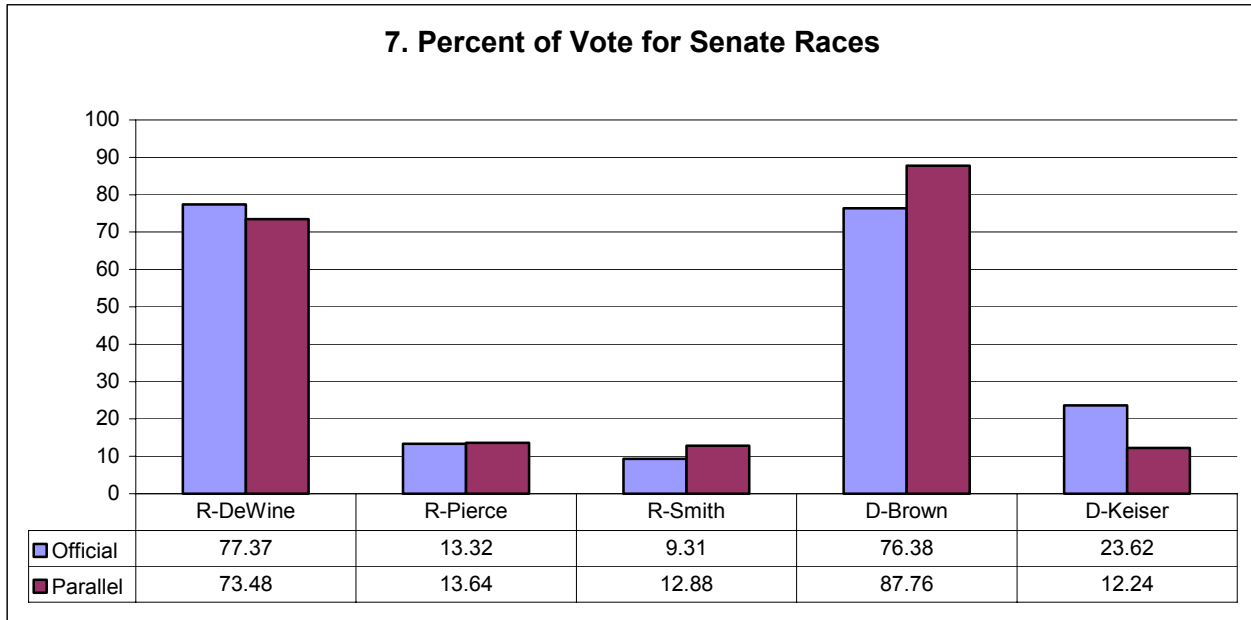
**Governor's Race.** Parallel results closely mirror official results, except that the winner was reversed in the Republican race. Parallel results showed Petro losing by 56-44, while official results showed him winning slightly (by three votes of 681 cast for governor). Chart 5 also shows that 87% of the Democrats who voted in the parallel election voted for Strickland, while 56% of the Republicans who voted in the PE voted for Blackwell, indicating strong partisan support for the Democratic candidate but a split sentiment for the Republican one. This race (along with the Senate and Attorney General races) showed undervotes in the parallel election, e.g., 167 Republican votes were cast, but only 151 for Governor. Percentages below are based on votes actually cast for Governor (and do not reflect the undervotes).



**Attorney General.** Official results from the Democratic race for Attorney General closely match parallel results. In the Republican race, Betty Montgomery shows a higher percentage of votes compared to parallel results. Assuming the parallel results are accurate, this graphically illustrates how vote-shaving would look. Multiplied across 11,000 precincts, it would be easy to rig an election for those who control the numbers and for which there are no paper ballots from which to verify the official results. This race also showed undervotes in the parallel election. Figures below are based on votes actually cast for this race.

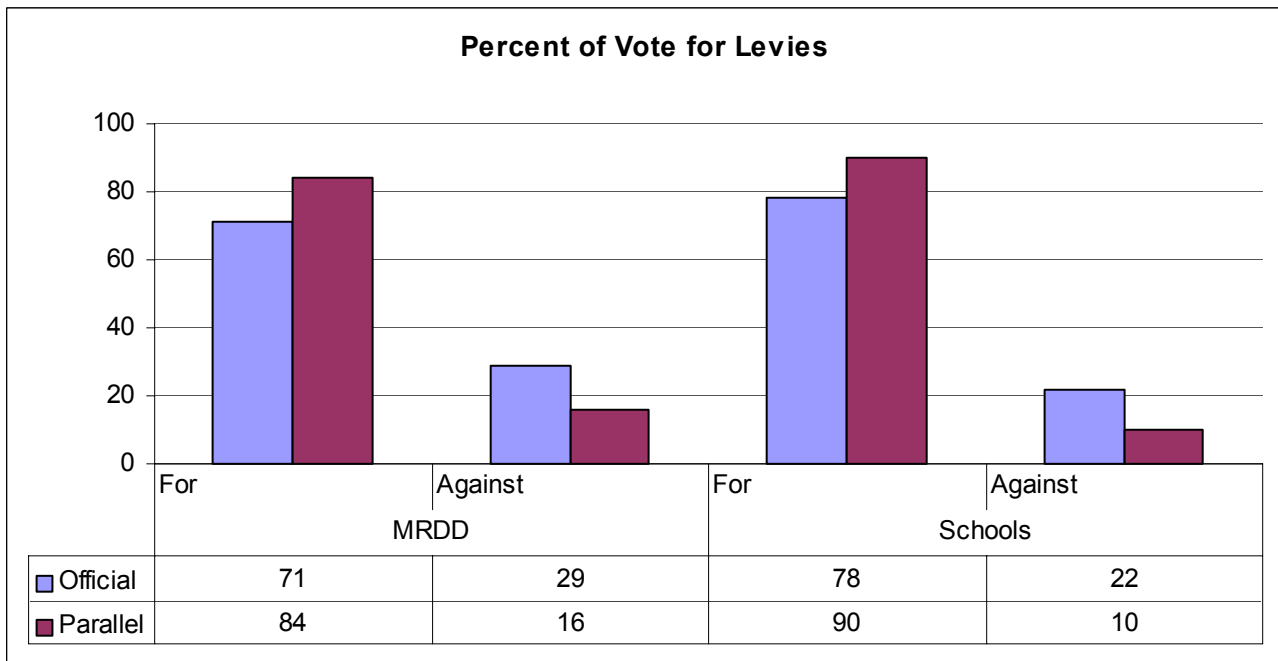


**Senate Race.** Continuing to contemplate vote-shaving, the Senate races show a higher tweakage factor, especially for the Democratic race. With such a large difference between victors and losers, tho, outcomes are not affected. In the worst possible scenario, it would be during a Primary election that practice of vote shaving could be perfected. This race (along with the gubernatorial and attorney general races) showed undervotes in the parallel election. Figures below are based on votes actually cast in the given race.



**Levies.** Both levies passed in the parallel and in the official elections, with Republicans voting as strongly as Democrats for each in the parallel election. Official records did not provide a breakdown of vote by party for each levy, so only percent totals are shown in Chart 8 below.

**Chart 8. Percent of Vote for Levies**



## Comments & Discussion

Overall, parallel election results on May 2, 2006 in Delaware County, Ohio precincts Westerville B, C and E approximated official results. A question arises as to provisional voting, especially in Westerville B. Further study is warranted by statisticians.

PE organizers prepared this report more for the public than the scientific community, partly to show that citizens are capable of running an honest and accurate election at the precinct level. We encourage others to follow up with analyzing their own precincts, or counties (or engaging a statistician to do so).

There are many examples of ordinary citizens solving complex problems where experts failed. Two immediately come to mind. Augusto Odone, the father in "Lorenzo's Oil", sought and found the cure for myelin sheath destruction, from which his son was dying (AMN – adrenomyeloneuropathy). Apparently, erucic acid (in salad dressing) also cures ADL – adrenoleukodystrophy. Odone was awarded an honorary medical degree for his discovery.

The woman who obliterated media and governmental obfuscation of pesticide toxicity was Rachel Carson. Her 1962 publication of "Silent Spring" founded the modern environmental movement. In the last four decades, generations have continued to awaken to the battle between sustainability and profit. Since 1962, public media activists have produced increasingly professional and captivating articles, books, movies and documentaries exposing corporate and military abuse of the environment. Experts have taken up the cause producing alternatives and means of "going green." And it was all started by "the little lady," a lesbian with a BS who worked for the US Fish & Wildlife Service.

The number and quality of a civically engaged population determine the exact extent to which democracy exists.

Margaret Mead says it better: **"Never doubt that a small group of informed citizens can change the world; indeed, it's the only thing that ever has."**

Comments are appreciated [rady.j30@gmail.com](mailto:rady.j30@gmail.com).

## Notes

1. Arguably, some Ohio courts won't even allow that much. A Cuyahoga County resident was criminally charged over a political poster and is facing 3 years in jail and thousands of dollars in fines. Initially, Judge Timothy McGinty ordered Carol Fisher to undergo psychiatric evaluation for being insane enough to express her political dissent in public. For daily blog updates, see <http://www.dailykos.com/story/2006/5/11/1534/61596> or see <http://tinyurl.com/ny9qv>.

2. The exact statement uttered on January 6, 2005 by the 31 members of Congress who rejected the seating of Ohio's 2004 Electors, was:

**We reject the counting of the electoral votes from the state of Ohio on the grounds that they are not under all of the known circumstances regularly given.**

3. See [www.WantToKnow.info/electionsinformation](http://www.WantToKnow.info/electionsinformation) for government documents, articles from media outlets that most Americans would recognize, and studies from top universities.

WESH 2 News. **Elections Official: Some Voting Machines Could Be Hacked**. December 15, 2005, <http://www.wesh.com/news/5542983/detail.html>

Hursti, Harry. **The Black Box Report, Security Alert: July 24, 2005, Critical Security Issues with Diebold Optical Scan Design**. Pub. Black Box Voting, Inc., July 24, 2005 <http://www.blackboxvoting.org>

Herrin, Chuck. **The Effect of Computers on the Integrity of Vote Tabulation**. Online. January 7, 2005 <http://www.chuckherrin.com/hackthevote.htm>

Relating solely to ES&S, as compiled by [www.votersunite.org](http://www.votersunite.org) in 2005:

Geluso, James. **Errors in Skagit vote count point to statewide problem**. Skagit Valley Herald. December 2, 2004. <http://www.skagitvalleyherald.com/articles/2004/12/02/news/news02.txt>

Damron, David. **Distrust fuels doubts on votes: Orange's Web site posted wrong totals.** Orlando Sentinel. November 12, 2004. <http://www.orlandosentinel.com/news/orl-locvotetotals12111204nov12,1,2450210.story>

News4Jax.com. **Broward Vote-Counting Blunder Changes Amendment Result.** News4Jax.com. November 4, 2004. <http://www.news4jax.com/politics/3890292/detail.html>

4. Calculating weighted values is beyond most ordinary citizens, and admittedly, an analysis of election results by non PhD's is not considered scientifically valid, even if they produce accurate results. Statisticians and others are welcome and encouraged to follow up with further research and analysis.

5. Results provided by Delaware County BOE Director Kim Spangler revealed that all three precincts had a "Heinz 57" turnout, a number that frequently arose in the 2004 election where Kerry conceded within hours, despite his promise onstage at OSU, weeks before, to "count every vote."